



2018 IPMS/USA Website of the Year

www.novaipms.org

2015/2017 IPMS R2 Web Page of the Year

2015 IPMS R2 Newsletter of the Year

September 2018 Newsletter

Editor: Tom Henderson

The IPMS Northern Virginia Modelers monthly meeting took place on 7 August 2018 at Fairfax High School with 71 members present. The chapter welcomed new members David Blanchfield and Mark Schreiber. We have a busy issue this month. In addition to the usual monthly meeting minutes and Hague's Corner we have National Convention coverage along with a report on the 2018 IPMS Roanoke Valley Shoot-Out.

Chapter President Mike Fleckenstein opened the August meeting. His first comment was about meeting dates. We usually try to schedule the first Wednesday of the month but Fairfax High School cannot always give us that day due to other activities taking place at the school. The August meeting took place on the first Tuesday, and in a different room than our usual cafeteria location. The August meeting was an excellent example of how important it is for everyone to check the website early in the month to make sure you know the correct meeting date. There are a number of second Wednesdays and a Thursday in our future so check the website. All of the meeting dates are listed on the home page.



Left: President Mike Fleckenstein delivering his National Convention report. Chapter leadership from left to right are Contest Coordinator Walter Schlueter, Treasurer Tim Barb, Vice President John Figueroa, Mike, and Secretary-Historian Chris Nicoll. Right: It has been challenging for me to capture everything said at the business meeting and meet my photo taking job at the same time. Realizing my dilemma, Chris began taking detailed notes during the meeting and sending them to me for the newsletter. Thank you, Chris!

Mike then talked about the National Convention. BLUF (Bottom Line Up Front) it was a fun show. There were a couple of hiccups but overall we had a darn good time, saw lots of awesome models and spent money in the vendor area. Congratulations to Mike for his four contest wins, and for winning the IPMS USA Best Website Award! See the convention report starting on page 10 for details. Mike also reminded everyone about the IPMS Roanoke Shoot-Out show which subsequently took place on 10 August (show report starts on page 17, and the

IPMS Northern Virginia Modelers August 2018 Monthly Meeting (con't)

National Capital Model Soldier Society (NCMSS) show on 8 September at Thomas Edison High School (flyer is on the last page). Sunil Gupta talked about the IPMS DC meeting (21 August at the Davis Library in Rockville). Vince Mankowski talked about the Southern Maryland Scale Modelers meeting. They meet the 3rd Thursday of the month in Lexington Park, MD. Check the home page of the chapter website for the address. Vice President John Figueroa announced that reservations for the 2019 IPMS National Convention in Chattanooga will open in September. The Marriott is highly recommended as John, Nora and Chris stayed there for the January show. It is an 8 hour drive or a short flight. Predictions are it will be a great show.



***Left: They are not all in the photo but there really were 71 modelers present at the August meeting!
Right: Micha Jelisavcic with work in progress.***

Treasurer Tim Barb reminded the membership about the IPMS membership subsidy, under which members pay only \$10 of the \$30 membership fee per year, for up to three years. The chapter picks up the rest. So join or renew at 1/3 the cost. Contest Coordinator Walter Schlueter happily announced the last build the same subject kit has been sold. With every kit sold we hope to see a boat load of Mirages and Bradleys at the December meeting.

The program for the evening was a techniques demonstration by Chris Nicoll. Chris showed how he obtains those realistic weathering effects by “white basing” and “black basing” followed by thin coats of the main color(s).

Our next meeting is scheduled for Wednesday, 12 September - the SECOND Wednesday of the month. See you then.



Chris Nicoll demonstrating his weathering technique (its not always red), and subsequently receiving appreciation from VP John Figueroa on behalf of the chapter

Hague's Corner

If You Think its Wrong You're Probably Right

by Dick Hague

Editor's note: Dick shares a unique running text and visual diary of his modeling adventures which includes triumphs, defeats, lessons learned and tips. It is too tall of an order to pull together one complete build from the various messages, so what you are seeing in these articles is a moving "window" of Dick's modeling adventures over time. Nevertheless, we are getting a host of tips and lessons learned suitable for beginners and experienced modelers alike. Even though you do not see a build from start to finish, I hope you find Dick's running modeling diary as informative as I do. The floor is yours, Dick.

It has been too humid outside to spray the large amounts of flat black paint needed on the Horsa gliders, so a few other models laying around received some long neglected attention. I returned to one of my favorite aircraft genres, early jets.

First was the British Meteor. Some basic work had been done on a few kits I had and a few I recently purchased. The plastic pieces at the front of the jet engines in the wing look strange in the kit (Figure 2). Those round silver items in the red lids are the front of the jet engines in all of my Meteor kits. Notice the molded detail on them, which I later highlighted with some black wash into the low areas to make it appear as there was some depth to the engine. After looking at the pictures of the real thing I will be adding a lot more black wash (See Fig. 9 on page 5 for an intake update).



Figure 1

Look closely at the picture at Figure 3. You will see what looks like screen wire in the back on top and bottom. Air has to fight its way past all that up front hardware to enter those screens and then enter a bunch of small combustion chambers where fuel is sprayed and the power begins. How planes powered by this type of centrifugal flow jet engine set world speed records in the immediate post WWII period is unbelievable!



Figure 2




Figure 3

The straight through axial flow engines of today have replaced the early centrifugal flow jet engines. The Germans had both during the war but their axial flow engines only lasted a few hours due to the materials they had to use. However when they worked they were superior to the early centrifugal engine Meteor. Billionaire Paul Allen is having his original German WWII axial flow engines rebuilt with modern metals to fly in his also original WWII German Me262!

Another early jet was the Japanese Kikka. The Kikka didn't carry guns. It was designed to attack with bombs it carried underneath. Several were built, one of which flew one time during the war but was damaged during its second flight attempt. The end of the war also ended development of the Kikka. At least one of the incomplete Kikkas on the production line was brought to the United States after the war. A Kikka is now in the restoration shop at the National Air and Space Museum Udvar-Hazy Center at Dulles Airport.



Figure 4

And here is where the title of this update is explained. I should have first gone online to find pictures of the Kikka at the museum before painting the interior of mine. The Japanese company Nakajima built the Kikka. I had a paint bottle from Aeromaster that was made for the interior of Nakajima aircraft (Figure 5). It just looked too 'bright and happy' to be correct but I went ahead and painted the insides anywaythen I looked at the online pictures. I grabbed a spray can of Imperial Japanese Navy blue and had at it (Figure 6). I'll hand paint contrasting details and install the seat belts before I close it up. The other Japanese plane is a rocket powered copy of the German Me-163. I used a tin of almost the same green as the earlier Nakajima 'correctly painted' Kikka....close enough!



Figure 5




Figure 6

Fun fact. Nakajima company DNA lives on to this day in the Subaru automobile company. After getting the crap beat out of them during the war the company reorganized as Fuji Heavy Industries which spun off many smaller companies. Subaru was a product of that newly named company. Nissan's roots are also entwined there. Google 'Nakajima' for the full story.

Tip alert: Making photo film and photo etch instrument panels. Figure 7 shows the Kikka photo film instrument panel which is to be glued behind the black painted brass panel front face. Here the film has been taped to a paint stick so that the back can be sprayed flat white. When you turn it over you get the effect of a real instrument. Glue this behind the somewhat detailed brass panel to achieve a '3D' look.



Figure 7



Figure 8

Figure 8 shows one of the films pulled off the tape and turned over as well as one of the brass panel fronts. I used a tacky type of non-drying glue on the backside of the brass panel and pushed the film onto that tacky surface once it was trimmed off with scissors from the larger piece it came on. The kit includes an alternate plastic panel to use if you want to skip this step. I found it easier to glue the film and brass 'sandwich' onto the smooth side of the plastic panel as that much thicker part is easier to glue to the sides of the cockpit.

If I wanted to go 'real crazy' I would put a dot of clear gloss onto each instrument face to look like real glass instruments. It depends on how much the panel shows once it is in the model. Larger scales definitely need to have this extra step done as that is very visible on larger models.

Maybe if the weather starts to cooperate I can get back to Horsa'in around!



Figure 9 Intake Update

(Editor's note: The last paragraph was the end of the article. Just as I was about to send this issue to the E-board for their review Dick sent me this photo of the intakes with the wash applied.)

This is what the intake parts look like after two light brushings of much thinned Tamiya black paint. What a difference!

Contest Winners August 2018



*Aircraft 1/72, 1st Place
A-37B by Daniel Bowers*



*Aircraft 1/48, 1st Place
A-20G by Michael Johnson*



*Aircraft 1/48, 2nd Place
F4U Corsair by Neil Shiflett*



*Sci-Fi, 1st Place
Ork Bomber by Jason Gribb*



*Sci-Fi, 2nd Place
T-Rex by Chinxy*



*Ships, 1st Place
USS Taney by Neil Shiflett*

Contest Winners August 2018 (continued)



Ships, 2nd Place
Type IX U-Boat by Aaron Hamilton



Vehicles, 1st Place
1959 El Camino by Chip Bonham



Figures, 1st Place
Frankenstein Bust by Laura Jenks



Master, 1st Place
Ugandan Fouga Magister by Jim Fitzgibbon



Master, 2nd Place
C-47A by Matt Shipp



Special, 1st Place
A-310 by Dick Hague

Contest Winners August 2018 (continued)



Other Models at the Meeting and a few close-ups



Best of Show Pirate Bust By Jim Richey



Event Report

IPMS USA National Convention, Phoenix AZ

1- 4 August 2018



NoVA Modelers well represented at the 2018 National Convention in Phoenix, AZ.

(l-r) Mike & Carol Fleckenstein, Jim Rotramel, David Anderson, Mike Lepeck, Tom Henderson, Gail & Walter Schlueter, Jon Etherton, Jerry Lawson, Chris Nicoll, Brian Nicklas, Neal Gause, Jamie Williams, Nora & John Figueroa, Andrew & Nahn Do, Ervan Hare, Aris Pappas

As proven by the group photo, the infamous August heat did not deter a large, courageous band of NoVA chapter members from making the trip. Well, OK it was HOT. Hot or not, I believe it is fair to say we enjoyed being part of this year's national convention experience.

Approximately 450 contestants generated over 2,400 entries amounting to a total of 3,500 models to enjoy seeing on the competition tables. IPMS NoVA had two winners.

Congratulations to Mike Fleckenstein for bringing home 4 medals out of the five models he entered into competition. Not to be outdone, Andrew Do also came home with 4 medals – out of 4 entries. Even better, Chapter President and Webmaster Mike Fleckenstein received the IPMS/USA 2018 Website of the Year award, in his first year as webmaster!

The convention center is located in downtown Phoenix and is a short metro or cab ride from the airport. The models were awesome. A lot of excellent demonstrations took place throughout the show. I took one on weathering to learn some of these newfangled techniques on how to make my pretty models look all nasty, beat up and worn down.

You may have heard reports that the vendor situation was less than ideal for a national show. I guess there is truth to those reports, but that being said there were plenty of kits, accessories, publications,



Paints, airbrushes, you name it to be had. Tamiya decided to skip this one. Revell's presence was missed as they are now in receivership. Nevertheless, CMK/Special Hobby, Kitsworld, Squadron, SAM publications from the UK, Doyle Books, Iwata, Eduard, and others I am forgetting were there. I managed to nearly complete my shopping list of accessories from Eduard and Barracuda for my Airfix Phantom FG.1, Sea Fury and P-51. And bless the vendor who had a large selection of Aires and Quickboost products. I found a set of exhausts to replace the terrible ones that came in the otherwise excellent Academy 1/72 Strike Eagle. The best part of the show for me? Hands down, spending time with modeling friends from our club and catching up with the guys from other clubs I have come to know during my modeling lifetime. Weaker than usual vendors or not, the contest room was fantastic. I enjoyed the 2018 National Convention and I am already looking forward to Chattanooga next year.

Here are the eight winning models built by Mike Fleckenstein and Andrew Do. Congratulations again, and to Mike Fleckenstein for making our website the best one in all of IPMS for 2018.

Mike's wins (photos courtesy of Mike):



1st Place Category 415. Ships; Submarines, 1/72



1st Place Category 724. Dioramas; Armor; Dioramas and Vignettes, 1/49 and smaller



2nd Place Category 105D. Aircraft; Small Aircraft - Single Engine, Prop; 1/72 - Axis, Inline Engine



2nd Place Category 151. Aircraft; Rotary Wing (civil or military); 1/144 and 1/72

Andrew Do's wins (photos courtesy of me):



1st Place category 32 Junior Figures, Teen, Death Lord Nagash



1st Place Category 16 Junior Aircraft 1/48 and 1/32, Teen



3rd Place, Category 71 Junior Dioramas, Teen, "Space Force"



1st Place Category 81 Junior Miscellaneous, Teen



Mike Fleckenstein; IPMS/USA 201



Now for a small gallery of Photos (mostly models) taken during the show. I did not get all of the bests but here are the ones I did get.

**George Lee Judges' Grand Award and Art Gerber Best Military Vehicle
M1126 Stryker with Mine Roller — James Weschler, Laguna Niguel, California**




**Left: Ken Robert Best Aircraft, Westland Lysander — Keith Mundt, San Clemente, CA
Right: Best Figure, The Outlaw Josey Wales — Randy Myers, Crestline, CA**



**Left: Best Ship, Kriegsfischkutter — Douglas Baurer, Albany, Oregon
Right: Best Automotive, Army Vega Funny Car — Chris Sobak, Gilbert, Arizona**



**Left: Best Space/Sci-Fi Vehicle, Mercury Redstone MR3 — David Carlton, Georgetown, TX
Right: "Quick Fix at -40° Celsius" — John Robinson, Newmarket, Ontario, Canada**



**Left: Best Misc, Matilda Tank Group — Sandia Modelers, Albuquerque, New Mexico
Right: Tom Kolk Best Junior Model, Heartland Barn — Trista Ismail, Tucson, Arizona**

Popular Best of Show was called "Wolf's Lair" by Mike McFadden, Scottsdale, Arizona. Not knowing what that entry was I continued on with the newsletter. During my final review I checked the IPMS website and found the final results with photos. (continued on page 16).



L to R: Happy times for Walter Schlueter in the vendor area. Jon Etherton, Andrew Do and dad Nhan Do. John Figueroa won again - the ZM 1/48 Phantom. Why is Nora in the picture.....?

I should have guessed. When I saw the photo on the website I remember admiring that giant shadow box and taking some photos. Here is the download from the website and few additional pics. Below the Wolf's Lair is a massive Kursk diorama to finish off this year's report.



IPMS Roanoke Valley "Shootout 2018"

11 August 2018



Starting on the left: Tom Henderson, Ed Mautner, Tim Barb, John and Nora Figueroa, Mike Poreda, Vince Mankowski, Peter Espada, Haagen Klaus, Tom Faletti, Mark Tutton and Kirk Wicker

Come home from the humongous IPMS National Convention on Sunday night, then four days later make a four hour drive to Roanoke just to attend a little one day show? Really?

Absolutely! Participation in the IPMS Roanoke Valley annual Shootout show is always a pleasure. The Roanoke crew has been running the Shootout for many years and they are good at it. Everything (setup, raffle drawings, judging, awards ceremony) happened right on schedule. The award plaques were awesome. The value of spending a day enjoying the wonderful hospitality of the Roanoke crew and catching up with modeling friends one only gets to see once a year cannot be overstated. The Salem Civic Center is a cool venue. It has space aplenty. Tables are already there, and the Civic Center staff puts them into place. Vendors can literally drive right to their tables!

The vendor turnout was very nice. Floyd and Yvonne Werner of Werner's Wings were there. Ron Bradley of Bradley's Car Collectibles fame was present with his wide selection of automotive kits. Roanoke is blessed with two major modeling players being based within driving distance: Kitty Hawk and Detail and Scale. Neither company was at Phoenix, and both rolled out new products at Roanoke! Detail and Scale with a new publication on US Navy and Marine Corps markings. And - for those who continue to shun the tablet world and prefer good old fashioned page turning books, they now have some of their recent publications like the Dauntless and F-102 in hard copy! See their website for all of the pubs now available in hard copy as well as digital at (http://www.detailandscale.com/detailandscale_digital_publicationss.html).

As for Kitty Hawk, the new very much anticipated (at least by me) 1/48 RF-101C was there along with several of their newer releases. The RF-101 was an instant purchase. That was the only kit I intended to buy until I mentioned to my bride that Kitty Hawk also released the F-101B in which her father accumulated some back seat time. He was an Army artillery officer serving a liaison tour with the 17th TRS in France when she was a little girl. I brought two Voodoos home.

All in all, we did the same thing we always do at shows; we entered models into competition, looked at models, ate, judged models, caught up with friends, ate, bought raffle tickets, ate, and exchanged money for products with the vendors. I owe everyone some push-ups as I failed to record NoVA contest wins. Winners, please bring your winning models and the beautiful award plaque you received to the September meeting. Additionally, during the awards ceremony at the National Convention IPMS President Ron Bell named our very own R2 Coordinator Tim Ward as the 2018 Region Coordinator of the Year. Congratulations to Tim for a well deserved award.

To IPMS Roanoke Valley Modelers Bob, Devon, Tim, Greg, and the entire gang - on behalf of IPMS Northern Virginia Modelers, thank you for once again for hosting another enjoyable show. We are already looking forward to the next Shootout.



Front: Joe (Kitty Hawk) and Floyd Werner . Back: Yvonne Werner and Kitty Hawk's Glen Coleman



NoVA Modeler Mike Poreda (l) jumped in and helped with the raffle. R2 Coordinator Tim Ward intends to win SOMETHING



Salem Civic Center is a great venue.



R2 Coordinator Tim Ward had just received the IPMS R2 Coordinator of the Year plaque.

NoVA Heads South (continued)

IPMS Roanoke Valley suffered the loss of a beloved club member earlier this year that is as significant to those guys as Mike Neyland's loss is to us. Terry Eastman loved to build French aircraft so in remembrance the Roanoke crew set up a display of many of Terry's French marked models.



September Meeting Program and Contest Theme

Program: Haagen Klaus - "Testing Tomcats: F-14 Flight Test from Pre-Production to the Super Tomcat and Beyond"

Contest: "Huey, Hip, Hind, Oh My!!!" – Helicopters from every nation.

Visit the club website at www.novaipms.org and join the club Yahoo group at <http://groups.yahoo.com/group/novaipms>

Both locations will allow you to access the monthly Contest/Program Schedule as well as information about IPMS Northern Virginia Modelers.

We're also on Facebook

<https://www.facebook.com/pages/Northern-Virginia-IPMS>

IPMS Northern Virginia Modelers Chapter Officers

President:

Mike Fleckenstein

Vice President

John Figueroa

Treasurer:

Tim Barb

Secretary/Historian:

Chris Nicoll

Join IPMS/USA: www.ipmsusa.org

IPMS Northern Virginia Modelers Chapter Volunteers

Contest Coordinator:

Walter Schlueter

Webmaster:

Mike Fleckenstein

**Chapter Contact/Newsletter
Editor:**

Tom Henderson

IPMS R2 Newsletter of the Year for 2015

tomhenderson51@verizon.net

Raffle Coordinator:

Mike Poreda

Program Coordinator:

John Figueroa

Event Coordinator:

Mike Larson

IPMS/USA MEMBERSHIP FORM

IPMS No.: _____ Name: _____
If Renewing First Middle Last

Address: _____

City: _____ State: _____ Zip: _____

Phone: _____ E-mail: _____

Signature (required by P.O.) _____

Type of Membership Adult, 1 Year: \$30 Adult, 2 Years: \$58 Adult, 3 Years: \$86

Junior (Under 18 Years) \$17 Family, 1 Year: \$35 (Adult + \$5, One Set Journals) How Many Cards? _____

Canada & Mexico: \$35 Other / Foreign: \$38 (surface) Checks must be drawn on a US bank or international money order

Payment Method: Check Money Order

Chapter Affiliation, (if any): _____

If Recommended by an IPMS Member, Please List His / Her Name and Member Number:

Name: _____ IPMS No.: _____

IPMS/USA

Join or Renew Online at: www.ipmsusa.org

PO Box 56023

St. Petersburg, FL 33732-6023

Upcoming Events

12 September 2018
IPMS Northern Virginia Modelers Monthly Meeting

Fairfax High School
3501 Rebel Run
Fairfax VA 22030

18 September 2018
IPMS Washington DC Monthly Meeting

Davis Library
Rockville/Bethesda

29 September 2018
NCMSS Monthly Meeting

Thomas Edison High School, 5801 Franconia Road
Alexandria, VA 22310

8 September 2018
National Capital Model Soldier Society Annual Show

Thomas Edison HS
5801 Franconia Rd.,
Alexandria, VA
www.ncmssclub.org

15 September, 2018
Penncon 2018

US Army Heritage & Education Center
950 Soldiers Drive
Carlisle, PA
www.cenpennipms.com

17 November 2018
MarauderCon

Level Fire Company
3633 Level Village Road
Havre de Grace, MD 21078
<http://maraudercon.org/>

In Memorium – David Hannant

David James Hannant 1930-2018



I had this issue almost put to bed when I received news that David Hannants passed away on 31 August after a short illness. David's name is known to thousands of us modelers. Although most of us have never met him, many have purchased models and supplies from his incredible UK store. The world of scale modeling has suffered a serious loss with David's passing. Our deepest sympathy to Mr. Hannant's family and to the Hannants staff.

Upcoming Event Flyers



57TH ANNUAL

National Capital Model Soldier Society
Honor History Through Art

September 8, 2018

Time: 9am—5pm



WASHINGTON SHOW

Highlights

- Professional Photographer taking pictures of every entry
- Great food provided all day by TERS Booster Club
- Lots of vendors providing all your modeling needs

This is our fourth year at this venue

Thomas Edison High School
5801 Trancoxia Road
Alexandria, Virginia 22310



Contacts
Show Chairman
Arl Thompson 907.937.0687
thompsona14@gmail.com
Vendor Chairman
Gret Berry 202.829.6116
gretberry@aol.com

For more information visit our website at
www.NCMSSclub.org

CENTRAL PENNSYLVANIA IPMS PRESENTS

PENNACON 2018

MODEL SHOW AND CONTEST

SEPTEMBER 15, 2018 9:00AM to 4:30PM
US ARMY HERITAGE & EDUCATION CENTER
950 SOLDIERS DRIVE, CARLISLE, PA 17013-5021

SHOW THEME: **AS SEEN ON TV***

*Featured in previous shows made for television. Photo documentation required for consideration. See website for details.



Contest fee (up to 3 entries):

Adults \$15.00 (additional entries \$1.00 each)
Junior (16 & under) \$5.00
Uniformed individuals admitted free!
Make & Take for kids 15 and under.

Walk-in and Display only:

Individuals \$7.00
Families \$10.00

For more information visit: www.cenpennipms.com
Contact: Chet Mohn (717) 774-4803 e-mail: Magus47@aol.com
Vendor contact: Robbin Crossley (717) 439-4353 e-mail: rcttfn@aol.com



Maraudercon 2018

17 November 2018

9:00AM to 5:00PM

Level Volunteer Fire Company
3633 Level Village Rd, Havre De Grace, MD 21078

- Model Contest
- Vendors
- Raffle with special prizes
- Demos
- Onsite food and drinks

- Modeler Registration \$15 (unlimited models) - Juniors 12 & under FREE!
- Walk-in Admission \$8 Single, Adult, \$12 Family
- Vendor Tables \$40 each
- Award Sponsorship \$35 Trophy Package, \$60 Special Category

Visit www.maraudercon.org
for the latest information & downloadable forms

Northern Virginia Modelers

Model Classic 2019

75TH ANNIVERSARY

D-Day to the Bulge

Saturday, April 20, 2019 9:00 AM - 4:00 PM
Fairfax High School
3501 Rebel Run, Fairfax, VA 22030

Walk-in Admission
\$8.00 Single Adult
(\$4 for child)
\$10.00 Family

Contestants
\$10.00
(includes membership)
\$20.00

Juniors
(17 & under)
FREE!

Award Sponsorships
\$50.00

Vendor Tables
\$30.00 per table

On Site Food Concession!

Model Contest Over 90 Categories
Plus Special Theme Categories

Lots of vendors, Super Raffle, Make & Take for the Kids, Demos, Model Railways and much more!

Tom Henderson
15491 Sherwood Rd.
Woodbridge, VA 22193
(703) 680-9354
tomhendersons1@verizon.net

For Information Contact
Tom Barb
8010 W. Rockwell Ct.
Spartanburg, VA 22152
(703) 644-0284
tbarb833@gmail.com

www.novaipms.org
Sponsored by
Fairfax High School Choral Patrons Association

* Subject to change. Please check our site for latest details.